

Main problems and proposed solutions for improving Template Matching

Khalid Aznag[#], Ahmed El Oirrak[#], Essaid El Bachari[#]

[#] Computer Science Department, Cadi Ayyad University, Marrakesh, Morocco

E-mail: khalid.aznag@ced.uca.ac.ma

Abstract— In this work we discuss the problems of template matching and we propose some solutions. Those problems are: 1) Template and image of search differ by a scale, 2) Template or image of search is object of rotation, 3) Template or image of search is object of an affinity. The well known method is NCC (Normalized Cross Correlation); this method can not handle scale, rotation, affinity or occlusion. Also the NCC is not preferred for binary image. So we propose here to use index similarity for example Jaccard index.

Keywords— Binary image, Template matching, Similarity index, NCC.

I. INTRODUCTION

With the advent of the first computers develop the first systems OCR (Optical Character Recognition) in years 60 (These include the Research Center Thomas J. Watson IBM New-York [1], or the work of Bell Telephone Labor [2]. These systems operate essentially on typeset characters and using techniques known template matching, template matching is a method of research and finds the location of an image (template) in a source image. Template Matching techniques compare images pixel by pixel using statistical classifiers. Also template matching is one of the most common techniques used in signal and image processing [3], and used in computer vision, in image processing such as image retrieval [4], image recognition [5], image registration [6], object detection [7] and stereo matching [8]. Normalized Cross-Correlation (NCC) [9] [10] and Zero Normalized Cross Correlation (ZNCC) [11] similarity functions are widely used in template matching as well as in motion analysis, stereovision, etc. Despite advantages of template matching we found problems in this technique for instance scaling, rotation and affinity. In this work we propose some solutions to solve these problems and we propose a new approach based similarity index.

The rest of the paper is organized as follows:

We recall in the second section NCC method. In section 3 we present our approach based on the similarity index. In section 4 we describe the new proposals approaches, Section 5 contains the conclusion. Finally Future works in section 6

II. NCC METHOD

Cross-correlation is the comparison of two different time series to detect if there is a correlation between metrics with the same minimum and maximum values. For example: “Are two audio signals in phase?”. In fact, Normalized cross-correlation is also the comparison of two time series, but using a different scoring result. Instead of simple cross-correlation, it can compare metrics with different value ranges [12].

A. Image of the same support

If the two images have exactly the same support I , n_{ij} is defined as $f(x, y) = i$ and $f_0(x, y) = j$ with $i, j \in \{0,1\}$ and f_0 describing the model of a form and f application describing an unknown form whose characteristics are searched for, it follows the equation:

$$n \times m = n_{11} + n_{00} + n_{10} + n_{01} \quad (1)$$

To compare two images pixel by pixel the distance used is the Hamming distance or Manhattan.

$$D_{Manhattan}(F, F_0) = \sum_{(x,y) \in I} |f_0(x, y) - f(x, y)| = n_{10} + n_{01} \quad (2)$$

The disadvantage of this approach is its extreme sensitivity to noise and any affine transformation of the form.

B. Image of different support

If the supports are different, but they contain as the shapes have the same size, for example $I_0(n_0, m_0)$ is smaller than

$I(n, m)$ ($n_0 < n$ and $m_0 < m$) then a matrix correlation matrix defined on $(n - n_0, m - m_0)$ can be used:

$$M[i, j] = \frac{\sum_{(x,y) \in I_0} f_0(k, l) f(k+i, l+j)}{\sqrt{\sum_{(x,l) \in I_0} f(k+i, l+j)^2}} \quad (3)$$

The values of M highest indicate the positions of I where f is similar to f_0 . The description obtained is not Vector but Matrix; it is essentially used to find a pattern in a scene. In this method can not compare models with different sizes or rotated.

III. BINARY IMAGE AND SIMILARTY INDEX

Jaccard index (JI), also known as the Jaccard similarity coefficient [13], is a measure used to identify the degree of similarity and diversity of two data windows. Consider two data windows X_i and Y_j . The measurements of degree of coefficient overlap between two windows is done by calculating the ratio of the number of attributes shared X_i and Y_j . For simplicity, consider two sets A and B in place of data windows. The intersection $A \cap B$ and union $A \cup B$ between these two sets can be measured according to set theory. Thus, the Jaccard index is calculated as follows:

$$Jaccard(A, B) = \frac{(A \cap B)}{(A \cup B)} \quad (4)$$

To determine the similarity between two data windows X_i and Y_j , Intersection between these windows is obtained by computing the cardinality of the attribute value in the window as shown in the equation 5:

$$\bar{X}_i \cap \bar{X}_j = \sum_{k=1}^n X_{ki} \cap X_{kj}, X_{ki} \in \bar{X}_i \text{ and } X_{kj} \in \bar{X}_j \quad (5)$$

Where,

$$X_{ki} \cap X_{kj} = \begin{cases} 1, & \text{if } X_{ki} = X_{kj} \\ 0 & \text{else if} \end{cases} \quad (6)$$

Theoretically standard sets, the union of two sets is the set of all distinct elements in sets. Although the index calculation Jaccard similarity measure The Union between two data windows X_i and Y_j is obtained using the equation 7:

$$\bar{X}_i \cup \bar{X}_j = \sum_{k=1}^n K_{ki} \cap X_{kj}, X_{ki} \in \bar{X}_i \text{ and } X_{kj} \in \bar{X}_j \text{ and } X_{ki} \cup X_{kj} = 1 \quad (7)$$

Thus, measuring Jaccard similarity or Jaccard index, $Jaccard(\bar{X}_i, \bar{X}_j)$ between two the windows \bar{X}_i and \bar{X}_j is:

$$Jaccard(\bar{X}_i, \bar{X}_j) = \frac{\text{cardinality of Intersection}}{\text{cardinality of Union}} \quad (8)$$

IV. EXPERIMENTAL RESULTS

In this section we apply NCC and similarity method using the following steps:

- Step 1: Loading template and the search image. Charged images are color images. We converted these images into binary images,
- Step 2: We calculate the index of similarity or NCC between two blocks on the template and search image,
- Step 3: From the value calculated in step 2, the image location is determined (see Figures 1.c).

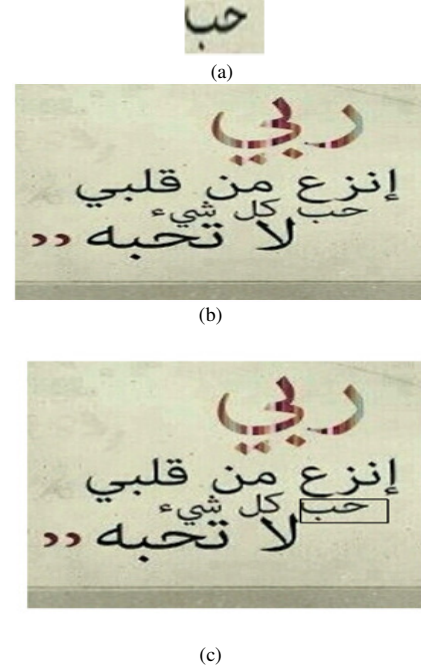


Fig. 1 a)Template image, b) Search image, c) Search result is framed by a rectangle

TABLE I
THE SIMILARITY INDEX AND NCC VALUES

| Images | Similarity index | Value of the correlation function (NCC method) |
|-----------|------------------|--|
| (1.a,1.b) | 0.8896 | 0.9150 |

In Table 1 we see that our approach based on the similarity index is also effective for colored images. We find that our approach based on the similarity index is applicable for binary and color images. Regarding the case of the image correlation, when the two images are identical correlation function tend to 1, where the images are different the function value approaches tend to 0.

V. PROPOSITION OF OTHER NEW TECHNIQUES TO SOLVE SCALE, ROTATION, AFFINITY PROBLEMS

A. Scale problem

Once we find the regions in each image we extracted invariant relative to the scale change (see Figure 2), then we compare invariants using Hausdorff distance [14], Frechet distance [15], etc because the invariants are not the same size.

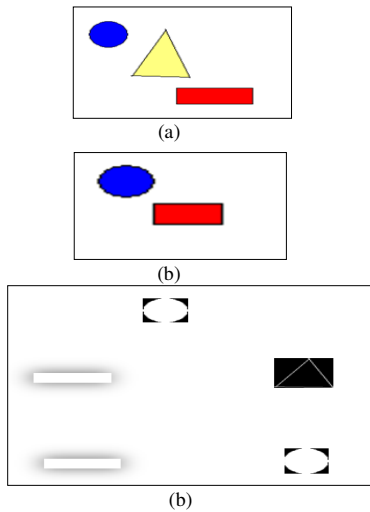


Fig 2. a) Search image, b) Template image, c) Image and template image regions

B. Translation problem

In Figure 3.a) and 3.b) we see a translation of the letter "B" in template image, in the same way it detects objects (Figure 3.c), then we calculate distance with Fourier invariants.

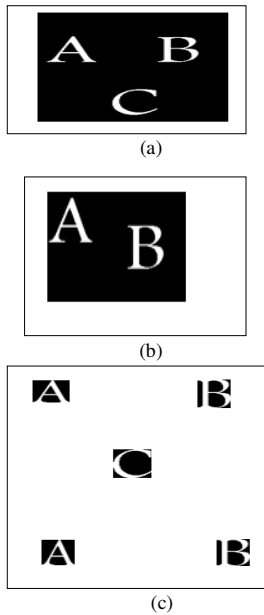


Fig 3. a) Search binary image, (b) Template binary image, (c) Image and template image regions

C. Rotation problem

In this case template or image of search is object of rotation (Figure 4), so we can extract rotation invariant from template. The same is done for all zones in search image. Zones which have similar invariants coefficients can be matched.

Let T denote template image and I denote search image.

We extract objects from $I(R_1, R_2, \dots)$. And we compute Transform Fourier [16] $TF(R_1)$, $TF(R_2)$, ... also we compute TF(T).

We take $\frac{|TF(R_i)|}{|Max TF(R_i)|}$ as invariant. So we compare

$$\frac{|TF(T)|}{|Max TF(T)|} \text{ with } \frac{|TF(R_i)|}{|Max TF(R_i)|}$$

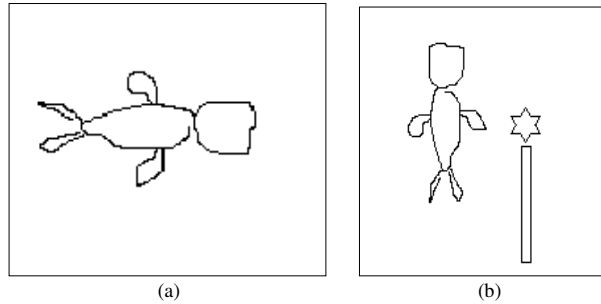


Fig. 4 a) and b), Template and search image respectively.

D. Affinity problem

In this case template or image of search differs by an affinity. So we take $\frac{Det(TF(R_i^{k1}), TF(R_i^{k2}))}{Det(Max(TF(R_i)), Min(TF(R_i)))}$ as invariant for object R_i in each image.

$$\frac{Det(TF(T^{k1}), TF(T^{k2}))}{Det(Max(TF(T)), Min(TF(T)))}$$
 as invariant for template T.

VI. CONCLUSIONS

In this present paper we have proposed a new approach based on the similarity index to overcome the shortcomings of the "Template Matching" technique. Methods based on this technique are generally applicable when the structure of information corresponds to the intensity information. Furthermore, we proposed new techniques to solve problems the template matching, for example, the problems of scale, rotation and affinity.

The prospects of this work are focused on the implementation of the proposal for new techniques dedicated to solve the problems rotation, affinity, etc.

REFERENCES

- [1] L.A. KAMENSKY and C.N. LIU, "Computer-automated design of multifont print recognition," *IBM Journal of Research and Development*, vol. 7, no.1, pp. 213, 1963.
- [2] L.D. HARMON, "Automatic recognition of print and script," *Proceedings of the IEEE*, vol. 60, no. 10, pp. 1165-1177, octobere 1972.
- [3] S. Omachi and M. Omachi, Fast template matching with polynomials," *IEEE Transactions on Image Processing*, vol. 16, no. 8, pp. 2139-2149, 2007.
- [4] A. Del Bimbo and P. Pala, " Visual image retrieval by elastic matching of user sketches," *IEEE Transactions on Pattern Analysis and Machine Intelligence*, vol. 19, no. 2, pp. 121-132, 1997.
- [5] H. Peng, L. Fulmi, and C. Zheru, "Document image recognition based on template matching of component block projections," *IEEE*

- Transactions on Pattern Analysis and Machine Intelligence*, vol. 25, no. 9, pp. 1188-1192, 2003.
- [6] Y. Bentoutou, N. Taleb, K. Kpalma, and J. Ronsin, "An Automatic Image Registration for Applications in Remote Sensing", *IEEE Transactions on Geoscience and Remote Sensing*, vol. 43, no. 9, pp. 2127-2137, 2005.
- [7] RR.M. Dufour, E.L. Miller, and N.P. Galatsanos, "Template matching based object recognition with unknown geometric parameters," *IEEE Transactions on Image Processing*, vol. 11, no. 12, pp. 1385-1396, 2002.
- [8] L.D. Stefano, M. Marchionni, and S. Mattoccia, "A fast area-based stereo matching algorithm," *Image and Vision Computing*, vol. 22, no. 12, pp. 983-1005, 2004.
- [9] Satoh, S. I., "Simple low-dimensional features approximating NCC-based image matching," *Pattern Recognition Letters*, " 32(14), 1902-1911, 2011.
- [10] Li, H., Duan, H. B., and Zhang, X. Y., "A novel image template matching based on particle filtering optimization," *Pattern Recognition Letters*, vol. 31, no.13, 1825-1832, 2010.
- [11] Di Stefano, L., Mattoccia, S., and Tombari, F., "ZNCC-based template matching using bounded partial correlation. *Pattern recognition letters*, vol. 26, no. 14, pp. 2129-2134, 2005.
- [12] Buniatyán, D., Macrina, T., Ih, D., Zung, J., & Seung, H. S., "Deep Learning Improves Template Matching by Normalized Cross Correlation," arXiv preprint arXiv:1705.08593, 2017.
- [13] Mustafisur Rahman, Md.Rafiqul Hassan, Rajkumar Buyy.: Jaccard Index based Availability Prediction in Enterprise Grids, " *Procedia Computer Science* 1. 2701-2710, 2012.
- [14] Chen, X. D., Ma, W., Xu, G., & Paul, J. C. 2010, "Computing the Hausdorff distance between two B-spline curves.," *Computer-Aided Design*, vol. 42, no.12, 1197-1206, 2010.
- [15] Cook IV, A. F., Driemel, A., Har-Peled, S., Sherette, J., & Wenk, C., "Computing the Fréchet distance between folded polygons," *In Algorithms and Data Structures. Springer Berlin Heidelberg*, pp. 267-278, 2011.
- [16] CHEN, L. (2015). The fast Fourier transform.